



How to use "I WANT TO HELP"






- People need to always be alert and keep on looking for suspicious activities around them.
- They can click pictures of beggars, or child laborers or any person/child looking lost in public area.
- The person has to enter details of missing person, like images of that person, when and where they were last seen and their name if possible.





When you click on I WANT TO HELP, the following Form will open



Enter the name of missing/found person of who's pic will be uploaded

Name of missing person

Enter the area where you spotted the person

Location where he/she last seen *

Last Seen Date & Time *
DD/MM/YYYY 00:00

Select date and time when you spotted the missing person.

Image of missing person*
 No file chosen

You can upload multiple images of missing/found person. Images in jpeg format.

Description (Maximum 250 characters)

Provide brief description about the person.





POINTS TO BE NOTED WHILE UPLOADING IMAGES

- You can upload images by clicking the picture of the found person through Mobile or Camera.
- If you have the details of missing person on social networking sites like facebook, twitter or any other such platform, you can download those images on your Mobile or Computer and then upload on our website missingpeople.com.
- If the image is in hard copy, the picture of the same can be clicked from Mobile or Scanned and uploaded on our website.






There are minimum quality requirements that each image must comply with for a successful use of **Face Recognition Software**. Uploading Multiple images will improve the recognition quality and reliability. The images should meet the below quality criteria:



- JPEG format
- Whole face visible, centered and frontal
- Neutral background
- Properly focused
- No hat or cap
- Both eyes open normally
- No dark glasses or excessive thick framed clear glasses
- No hair covering face
- Neutral facial expression (although a smile without showing teeth is permissible)
- Properly exposed, uniform lighting on face, no strong shadow
- No noise, horizontal stripes or mosaic on face





The following are few of examples mentioned to support Face Recognition Software.







hair across eyes



eyes closed



portrait style



eyes tilted





busy background



not centred



shadows behind head



shadows across face





dark tinted lenses



flash reflection on lenses



frames too heavy



frames covering eyes





wearing a hat



wearing a cap



face covered



shadows across face





**Please follow these guidelines to upload
the correct images in order to contribute
in our mission.**





MISSINGPEOPLEINFO.COM

Supported by:

St. Angelo's
PROFESSIONAL EDUCATION
INSTITUTION FOR TECHNOLOGY & MANAGEMENT

cello


TRIMAX

Thank You

